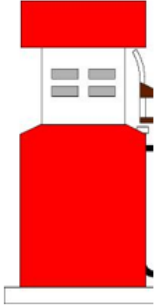


Gateway FS

Energy Market Update, February 12, 2025

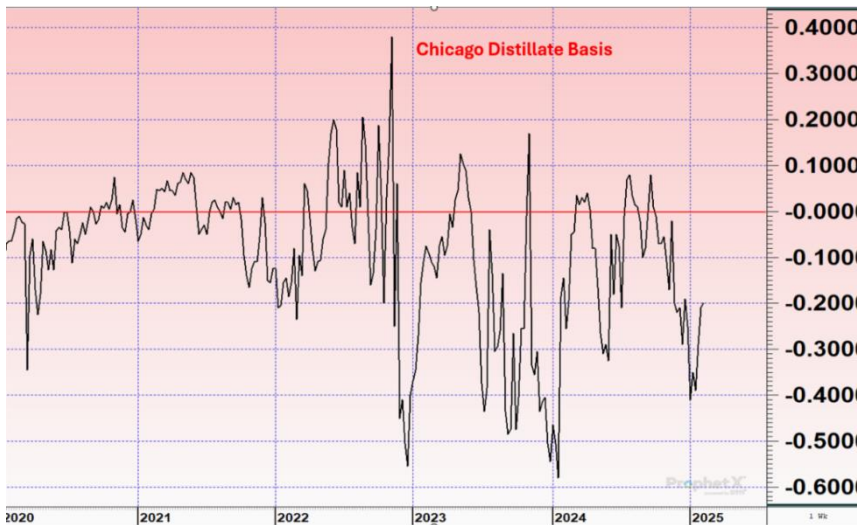
NYMEX Prices



Product	Month	Close	Wk. Change
Crude Oil	Mar 25	71.37	+0.34
RBOB Gas	Mar 25	2.0896	+0.0389
NYH ULSD	Mar 25	2.4520	+0.0678
Nat. Gas	Mar 25	3.565	+0.205

Market Comments: Energy markets gained downward pressure going into the close on Wednesday.

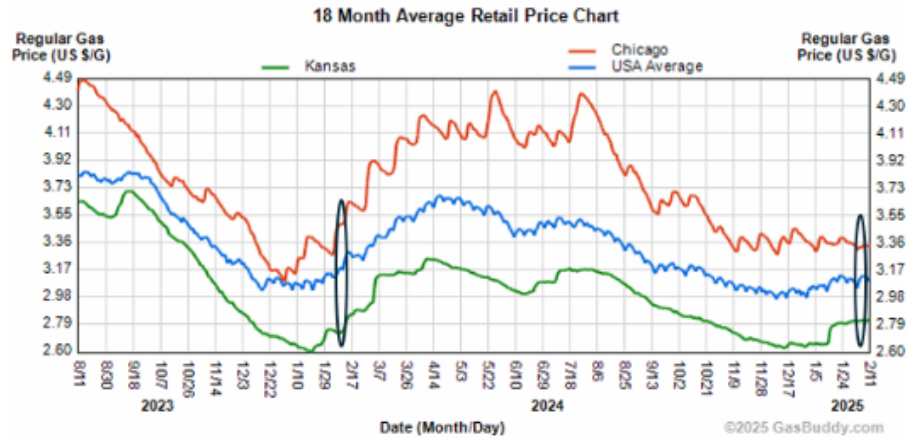
The crude oil market was pushed lower after the DOE numbers reflected another significant rise in domestic crude stocks. In other news, OPEC stuck to its oil demand forecast after reaffirming plans to hike output from April gradually but said Trump's trade policy was injecting a dose of uncertainty into markets.



Chicago Distillate Basis Chart

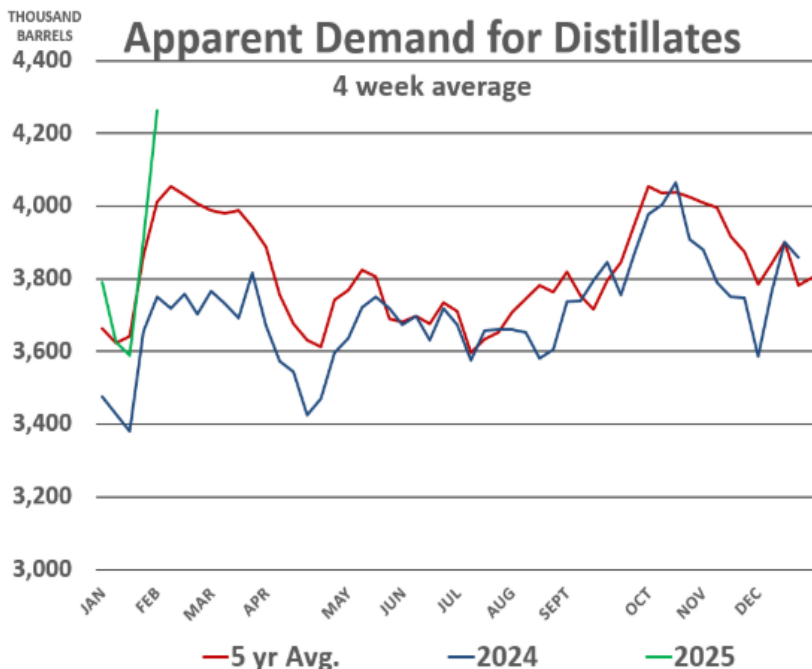
- Chicago distillate basis values bottomed out in late December at just -0.40.
 - Since then, basis values have gained approximately 20 cents to the upside.
 - This follows the recent seasonal pattern, as values strengthen into the spring months.
- Last year, basis values put tops in during early April, late July, and mid-September.

	Crude				Gasoline				Distillate Fuel			
	Change	Total	3-Yr. Avg.	5-Yr. Avg.	Change	Total	3-Yr. Avg.	5-Yr. Avg.	Change	Total	3-Yr. Avg.	5-Yr. Avg.
EIA	4.1	427.9	434	449	-3.0	248.1	219	224	0.1	118.6	115	121
Est.	-3.000/+2.600				-2.000/+3.700				-3.000/+3.000			
Propane	Total 58.9		-2.6		Midwest 13.9		-1.1		Gulf Coast 38.1		-0.6	
API	Crude 9.0		Cushing 0.4		Gasoline -2.5				Distillates -0.6			



Gasoline prices continue to be relatively depressed.

- Gasoline prices have come well off the highs established in late August 2024.
- They have declined as demand continues to soften, as driving eases during winter.
- Current gasoline prices vary significantly depending on the region.
- Chicago gasoline prices were \$3.36 compared to the \$3.40 region last year.
- Kansas prices are hovering near \$2.79 vs. \$2.70 last year.



Increasing distillate demands going forward could shrink inventories, tighten supplies, and potentially help boost diesel prices in the coming months.

- Four-week average diesel demands, according to the latest data from the DOE, last week increased to 4.26M bbls/d, a near three-year high and 6% or 250,000 bbls/d above the five-year average.
- Further, 4-wk. avg. distillate demand last week was more than 500,000 bbls/d or nearly 14% above a year ago levels.
- Four-week average distillate demand has now jumped by nearly

675,000 bbls/d or close to 19% from its 2025 low just below 3.6M bbls/d from the middle of January.

- On a weekly basis, distillate demand last week increased by close to 100,000 bbls/d or 2% to a near two-year high at 4.6M bbls/d, according to the DOE, up 1.4M bbls/d or nearly 45% from its 2025 low at 3.2M bbls/d at the beginning of this year.
- In addition, distillate demands could be elevated in the coming weeks due to the return of cold weather across much of the country.